



**A
Quick Guide
to UL's
Online
Certification
Directory**



www.ul.com/database

UL Online Certification Directory

Welcome to the UL Online Certifications Directory, a faster way to access UL Certifications.

You can use the UL Online Certification Directory to:

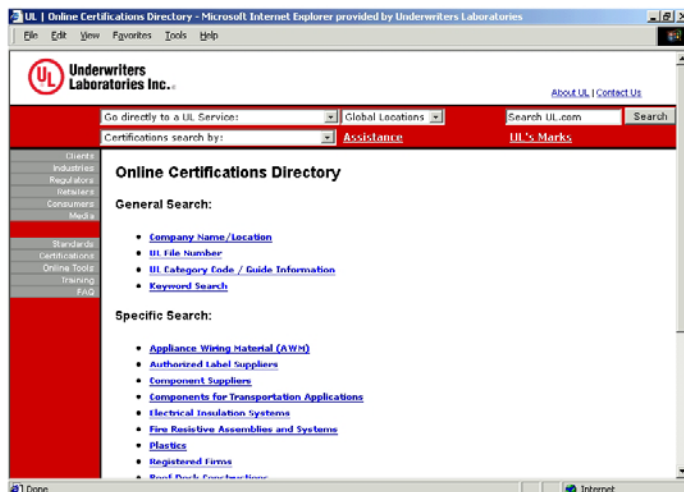
- Verify a UL Listing or Classification
- Verify a UL Listed product use
- Verify a product safety standard

Search The UL Online Certification Directory Using:

- Company name/location
- UL File Number
- Category Code/Guide Information
- Fire Resistance Assemblies and Systems
- Appliance Wiring Material
- Keyword

To begin, log on to :

www.ul.com/database





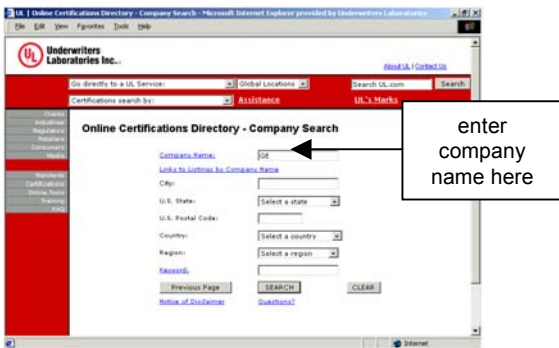
Bookmark this page for future use.

To access the UL Online Certifications Directory, log on to www.ul.com/database

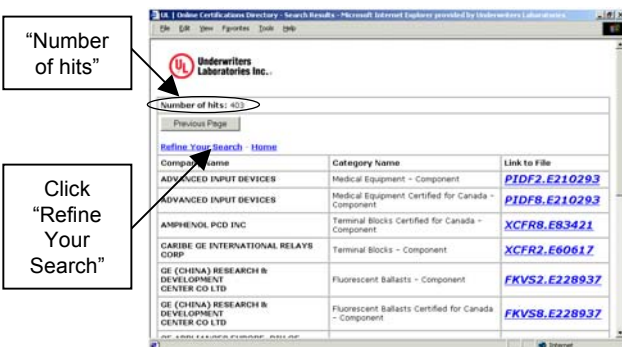
Search By Company Name:



To begin a search for information regarding a specific company, click **“Company Name/Location”** on the main page.



Enter the company name and other available information in the fields provided, and then click **“Search”**.



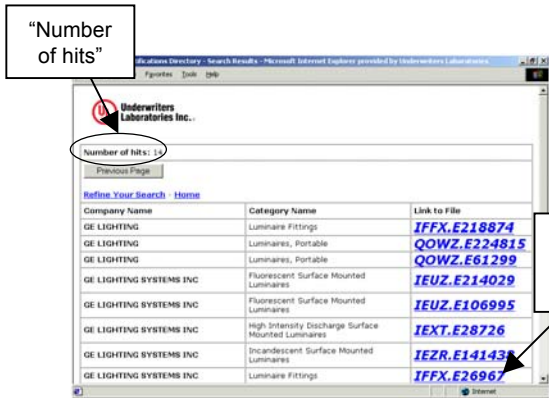
Search results often yield multiple **“hits,”** which are listed in alphabetical order by Category Name.

To reduce the number of **“hits”** choose **“Refine Your Search.”**

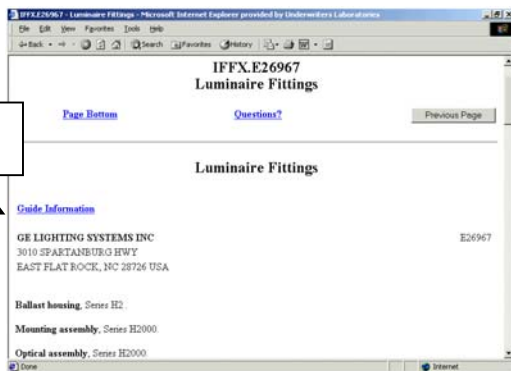


To refine, enter additional information in the **“Keyword”** field and click **“Search”**.

Refining using multiple pieces of information is possible by using **“and”**, **“or”** and **“not”** statements, and wildcards as demonstrated through the **“Search Tips”** link.

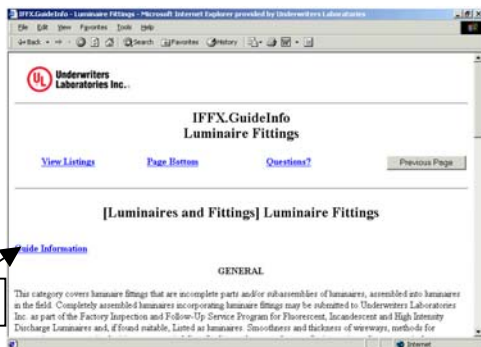


The number of **“hits”** has been reduced by refining. Click on the appropriate link in the **“Link to File”** column to view the company’s current listing record.



The electronic Listing Record contains the same, **if not more**, UL Certification information than is available in the printed directory.

To view the specifications for the category, click **“Guide Information.”**



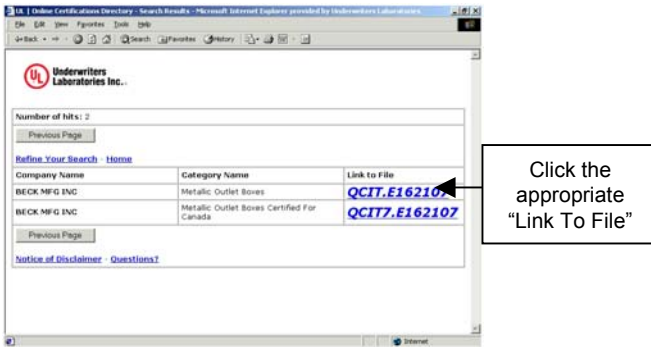
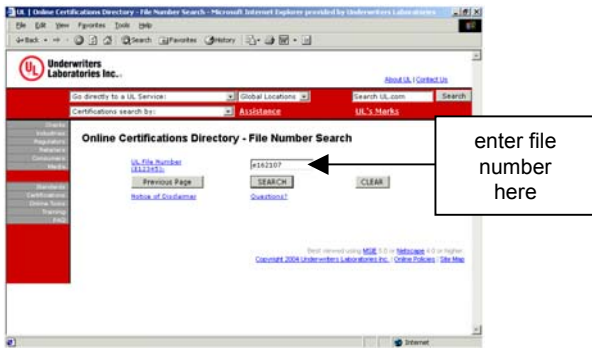
UL Guide Information outlines the scope and limitations of a product category, the UL Standard for Safety used to evaluate products, and the applicable UL Listing or Classification Mark by which the products can be identified in the field.

View the next level of Guide Information by again clicking the **“Guide Information”** link.

Search By File Number:

A “**File Number**” is an alphanumeric designation (e.g. E12346, MH3456, R4600) assigned by UL and associated with a specified company and product category.

To search by “**File Number**”, enter the file number and click “**Search**”.

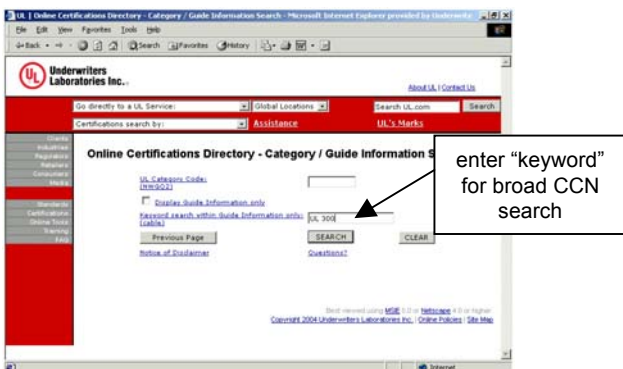


As in the previous example, click the appropriate File Number link in the “**Link to File**” column.

Search by Category Code / Guide Information:

“Category Code/Guide Information” allows for two search options, 1) by Category Code (CCN) and 2) by Keyword(s) within the CCN only.

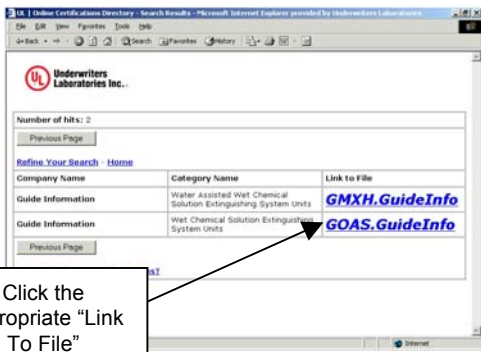
Note: This “keyword” search function searches only the UL Guide Information. To search for keyword(s) throughout the entire database, use the Keyword option on Page 10 of this Quick Guide.



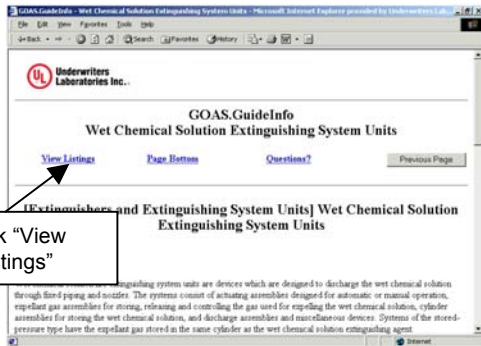
To search for key words such as UL Standard for Safety references, enter the information in the available “**Keyword**” field and click “**Search**”.

To search for the UL Guide Information for a specific CCN, enter the CCN in the available “Category Code” field, click the “**Display Guide Information Only**” box and then click “**Search**”.

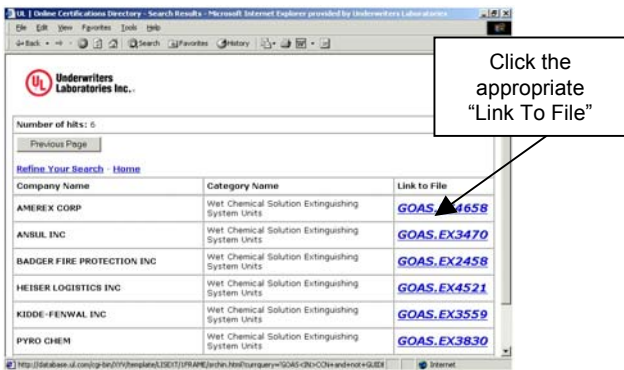
Omitting the “**Display Guide Information Only**” box will result in the UL Guide Information **AND** all current Listings for a given CCN.



This search results in the UL Guide Information for one or more categories. Choose the correct category by clicking the “**GuideInfo**” link in the “**Link to File**” column.



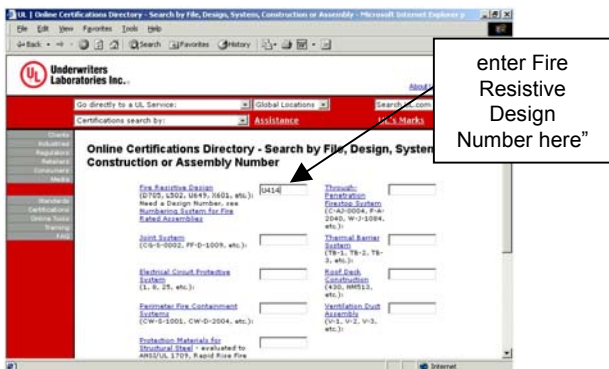
To view all current UL Listings or Classifications to a given CCN, click “**View Listings**”.



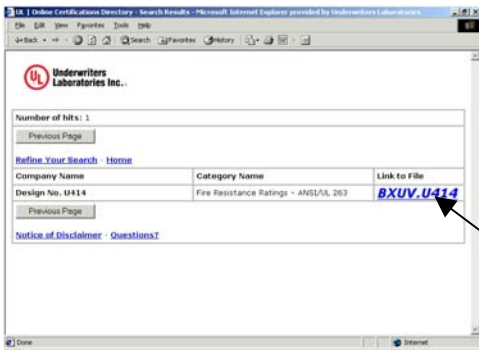
Click the appropriate link in the “**Link To File**” to view the individual UL Listings or Classifications.

Search by Fire Resistive Assemblies or Systems:

A search for fire resistive assemblies or systems can be performed two ways, depending on the information available.




1) Enter the exact UL Design or System number in the appropriate field and click “**Search.**”



Click the available link in the “**Link to File**” column.

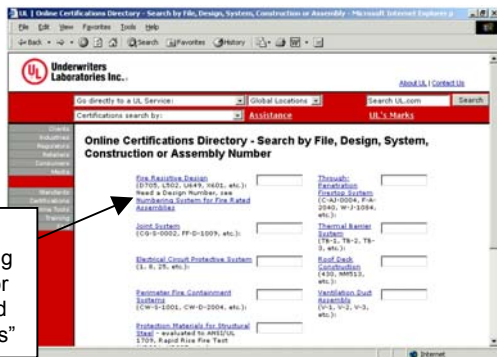
Click the appropriate “Link To File”



The result is a complete UL Design, including illustration and specifications.

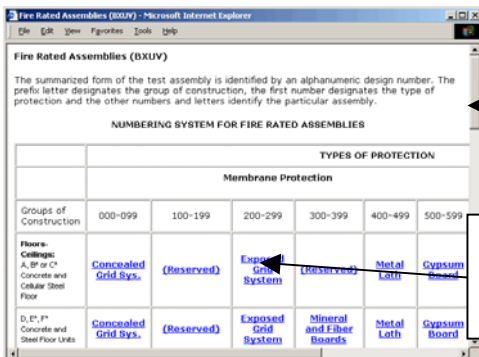
Note: Images can be “copied” and “pasted” or downloaded for use in architectural drawings.

But what do you do when you don't know the design or system number??



Click “Numbering System for Fire Rated Assemblies”

2) Click the blue “**Numbering System for Fire Rated Assemblies**” link to view the new, interactive Fire Resistive Design Matrix.

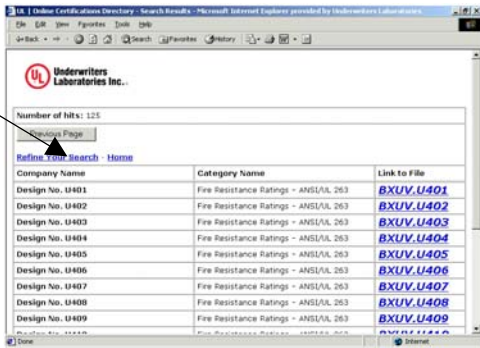


Use the scroll bar to move down the page

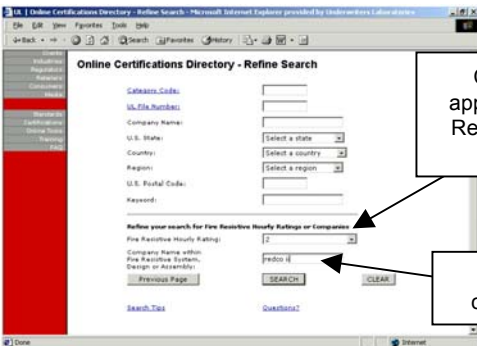
Click the appropriate construction link

Scroll down the left-hand column to the type of construction needed; then, scroll across to view the types of protection. Click the appropriate link.

Click "Refine Your Search"



For example, Wall & Partitions (construction) + Metal Stud Gypsum Bd Lath &/or Plaster (protection) = all current Designs between 400–499. Click “Refine Your Search”.



Choose the appropriate “Fire Resistive Hourly Rating”

Enter specific company name

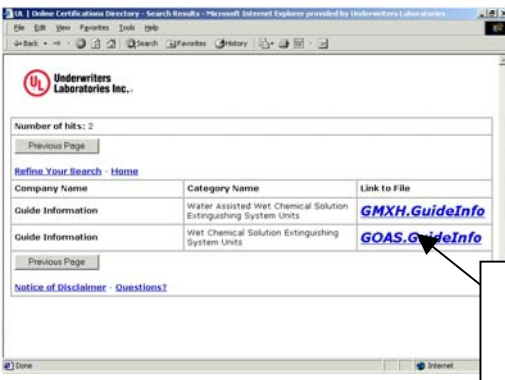
Refine your results using hourly ratings and/or a key word, such as a specific manufacturer’s name.

Search By Key Word :



enter “keyword (s)”

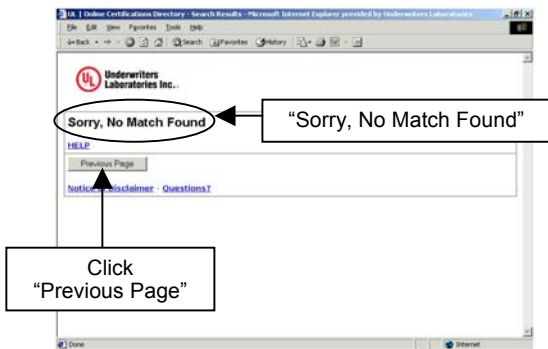
This “**Keyword**” search function will search the entire Online Certification Directory database. Using the “**Search Tips**” provided, enter the available information and click “**Search**”.



Click the appropriate “Link To File”

Refine your search or click the appropriate link in the “**Link to File**” column.

Troubleshooting :



If the search results yield 0 hits the screen will read **“Sorry, No Match Found.”**

Click the **“Previous Page”** button to return to the search page. Verify the input information, correct and click **“Search”**.

If the input information was correct, try using alternate wording (e.g. sheetrock vs. wallboard).

Search Tips :

Helpful Hints for Searches

- Match on all words – type AND between words (i.e., wire **and** SJTO).
- Match on any word(s) – type OR between words (i.e., hair dryer **or** hair crimper).
- Match on phrase(s) – type exact phrase (i.e., **washing machine**).
- Exclude a word – type NOT before word (i.e., roof panel **not** metal).
- Match on partial word or phrase – To replace any characters or words that you may not know, add an asterisk (*) in the middle or at the end of the characters or words in your search.

Examples:

Company Name – **Siemens***

Fire Resistance Design/System - **U4***

Keyword – **submersible***

Refine your search – Use this option, located at the top of the search results page, to further narrow your options.

For assistance...

UL’s Information Products and Services team is available to assist you in your search and retrieval of information. If you can’t find what you are looking for or have a question about how to interpret the results you received, please contact us.

Phone: 1-877-854-3577

E-mail: customerservice.fp@us.ul.com